

# **G** GLATTHAAR STARWALLS

Infrastruktur- & Garten-Landschaftsbau

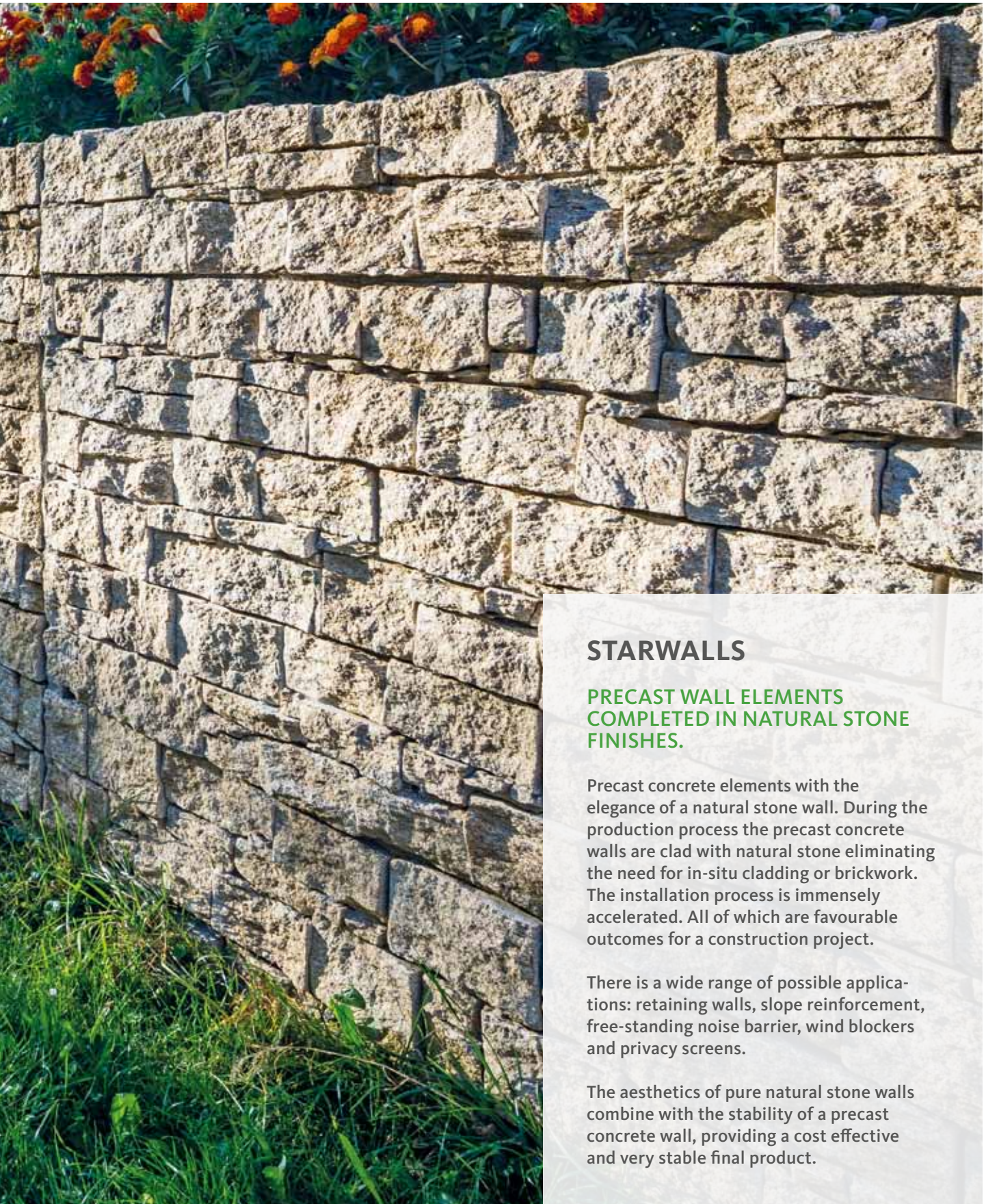


## GLATTHAAR STARWALLS CONCRETE AND NATURAL STONE ELEMENTS FOR LANDSCAPING AND RETAINING WALLS

**NOTE:** All images are examples of our services.



# PROTECT SUPPORT DESIGN



## STARWALLS

### PRECAST WALL ELEMENTS COMPLETED IN NATURAL STONE FINISHES.

Precast concrete elements with the elegance of a natural stone wall. During the production process the precast concrete walls are clad with natural stone eliminating the need for in-situ cladding or brickwork. The installation process is immensely accelerated. All of which are favourable outcomes for a construction project.

There is a wide range of possible applications: retaining walls, slope reinforcement, free-standing noise barrier, wind blockers and privacy screens.

The aesthetics of pure natural stone walls combine with the stability of a precast concrete wall, providing a cost effective and very stable final product.




## L-SHAPED AND T-SHAPED RETAINING WALL | CONSTRUCTION L-SHAPED AND T-SHAPED FREESTANDING WALL | CONSTRUCTION

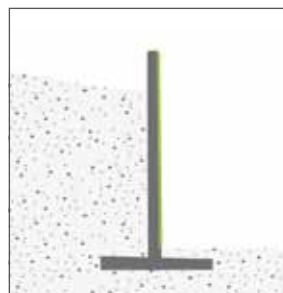
### DESIGN OPTIONS

Retaining wall with connecting reinforcements. Positioned in-situ using concrete foundations. Cross-section reinforcements can be freely parametrised according to structural engineering requirements. Structurally designed up to 3 meters in height. Reuse of standard building blocks simplifies the load calculations process. The foundation connections are dependent on the structural requirements and local ground conditions.


### OPTIONS




L-shape



T-shape



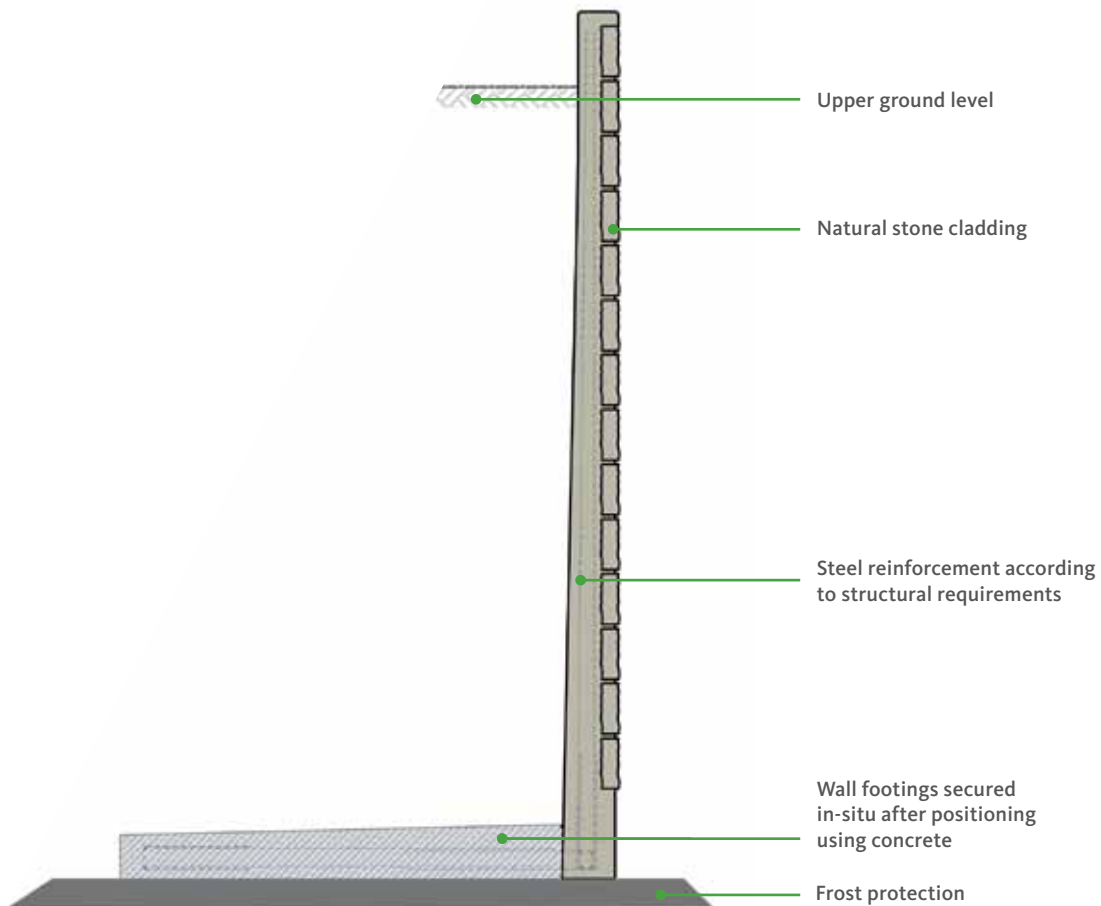
L-shape valley side



T-shape freestanding



TECHNICAL DETAILS






EXAMPLES







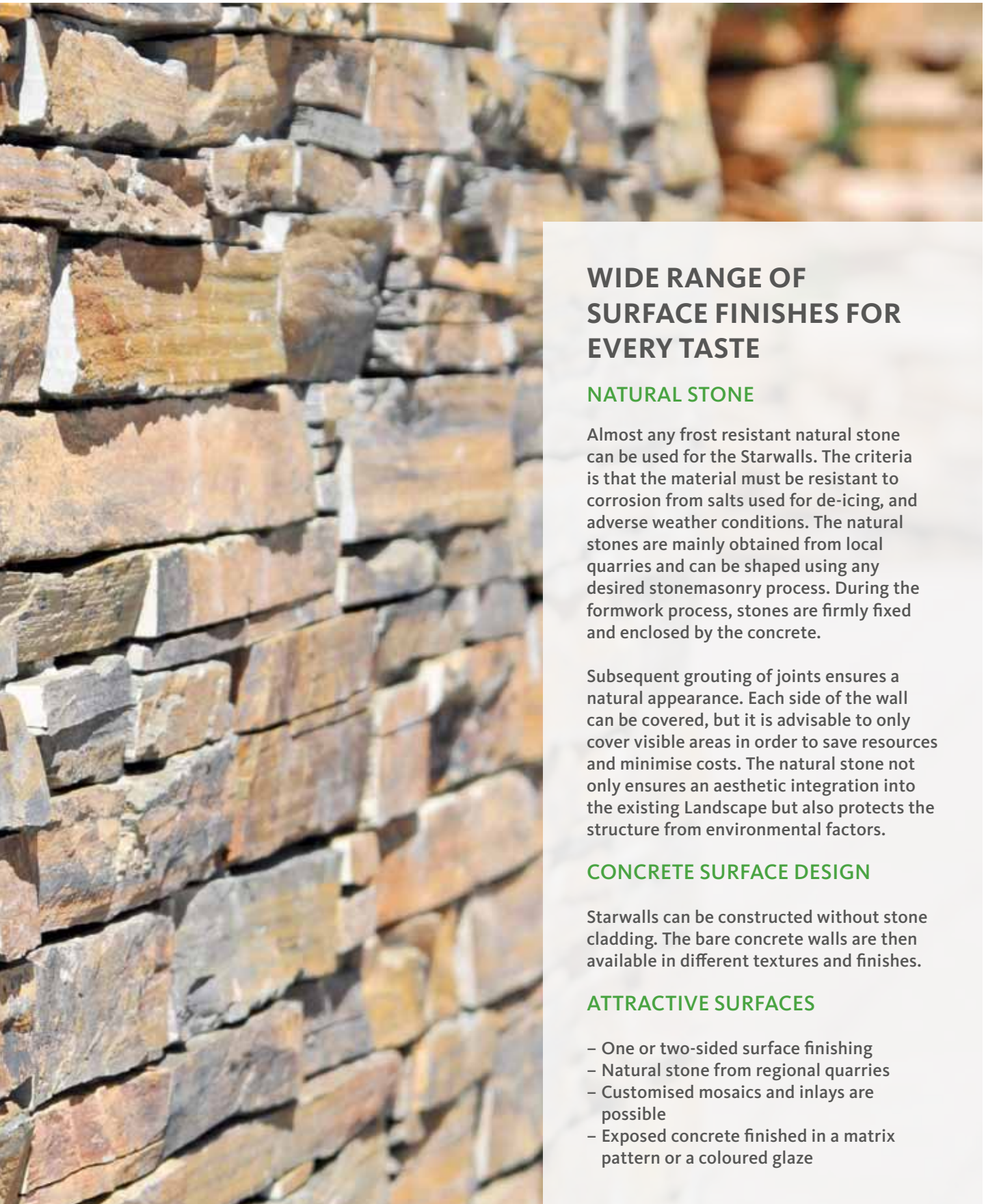
EXAMPLES











## WIDE RANGE OF SURFACE FINISHES FOR EVERY TASTE

### NATURAL STONE

Almost any frost resistant natural stone can be used for the Starwalls. The criteria is that the material must be resistant to corrosion from salts used for de-icing, and adverse weather conditions. The natural stones are mainly obtained from local quarries and can be shaped using any desired stonemasonry process. During the formwork process, stones are firmly fixed and enclosed by the concrete.

Subsequent grouting of joints ensures a natural appearance. Each side of the wall can be covered, but it is advisable to only cover visible areas in order to save resources and minimise costs. The natural stone not only ensures an aesthetic integration into the existing Landscape but also protects the structure from environmental factors.

### CONCRETE SURFACE DESIGN

Starwalls can be constructed without stone cladding. The bare concrete walls are then available in different textures and finishes.

### ATTRACTIVE SURFACES

- One or two-sided surface finishing
- Natural stone from regional quarries
- Customised mosaics and inlays are possible
- Exposed concrete finished in a matrix pattern or a coloured glaze



OPTIONS GRANITE



1. Granite



2. Granite Red-brown



3. Jura Limestone



4. Shell Limestone



5. Granite Ice-blue



6. Granite Verdi Alpi



7. Granite Cloud-white



12. Granite Rose



9. Granite Black-white



10. Granite Carrara-white



10. Granite Grey-blue



OPTIONS PORPHYR



20. Porphy Polygonal



36. Negro Santiano



22. Porphy Brown



23. Orange



4. Kavala



25. Silk



26. Kavala Sawn



27. Rio Dorado Quarzit



30. Porphyr Colorful Layer



31. Quarzite Grey



32. Terra di Siena



33. Vanilla Romana



34. Fantasia Eco Fox



35. Quarzite Grey-brown

OPTIONS SANDSTONE | DOLOMIT | JURA LIMESTONE



40. Shellstone Bossenriemchen



41. Shellstone Eibelstädter



42. Shellstone Krensheimer



43. Sawn Sandstone



44. Split Sandstone



45. Bravo



46. Inka Rox



47. Split Dolomit



48. Dolomit



49. Split Shellstone



50. Shellstone



51. Jura





52. Jura



53. Romulus Rustical



54. Romulus Layer



55. Magma Rox



56. Dolomit Country



57. Austria White



58. Alpen Gneis



### CUSTOM ELEMENTS AND HOUSE NUMBERING

Stone mosaics are a popular way to incorporate house numbers, lettering, company logos or other motifs into the Starwall. Feel free to bring us your personal design requests and we will work with you to create the most appropriate implementation.





EXAMPLES





# GLATTHAAR STARWALLS

Infrastruktur- & Garten-Landschaftsbau

**Mail:** [info@glatthaar.co.uk](mailto:info@glatthaar.co.uk)

**Tel.:** + 44 (0) 1932 344 454

**Twitter:** [glatthaar\\_uk](https://twitter.com/glatthaar_uk)

**Instagram:** [#glatthaar\\_uk](https://www.instagram.com/glatthaar_uk)

**LinkedIn:** [Glatthaar Keller UK](https://www.linkedin.com/company/glatthaar-keller-uk)

**Glatthaar Keller Ltd**

PO BOX 631  
Addlestone – Surrey  
KT15 9BG

Status: GBR-2022-02 / Print: 2022-02